



MS12-75H (12V 75Ah)

MS12-75H is a general purpose battery with 10 years design life time in float charging use. As with all MASTERSAFE batteries, all MS models are rechargeable, highly efficient, leak proof and maintenance free.

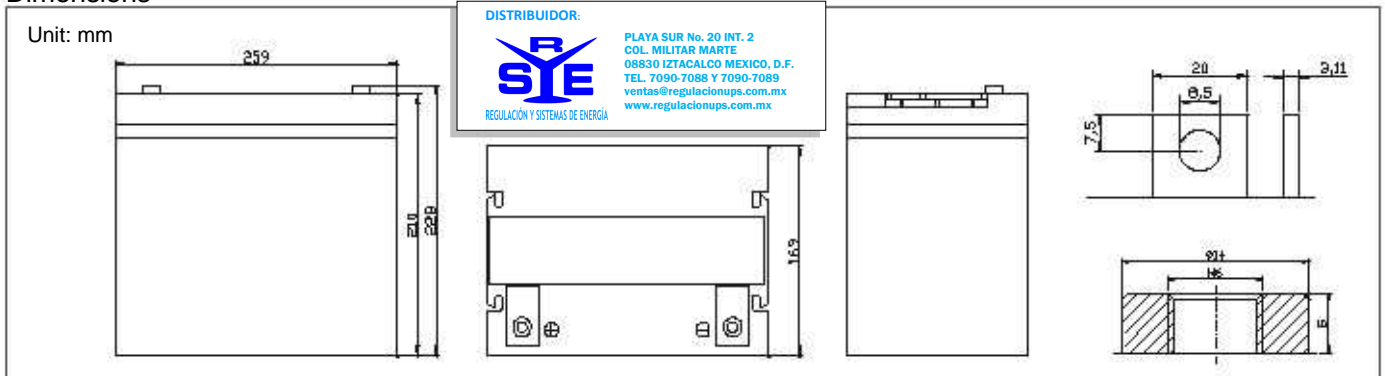


Specification

Cells Per Unit	6
Voltage Per Unit	12
Capacity	75Ah@10hr-rate to 1.75V per cell @25°C
Weight	Approx. 23.5 Kg
Max. Discharge Current	375 A (5 sec)
Internal Resistance	Approx. 6 mΩ
Operating Temperature Range	Discharge: -20°C -60°C Charge : 0°C-50°C Storage: -20°C-60°C
Normal Operating Temperature Range	25°C ± 5°C
Float charging Voltage	13.6 to 13.8 V DC/unit Average at 25°C
Recommended Maximum Charging Current Limit	2.25 A
Equalization and Cycle Service	14.4 to 15.0 V DC/unit Average at 25°C
Self Discharge	RITAR batteries can be stored for more than 6 months at 25°C. Please charge batteries before using. For higher temperature, the time interval will be shorter.
Terminal	Terminal F11/F15
Container Material	A.B.S. (UL94-HB) Flammability resistance of UL94-V1 can be available upon request.



Dimensions



Constant Current Discharge Characteristics Unit: A (25°C)

F.V /Time	5MIN	10M IN	15MIN	30M IN	1HR	2HR	3HR	4HR	5HR	8HR	10HR	20HR
1.60 V	281	201	146	86	48.8	29.9	19.6	16.2	12.8	9.2	7.8	4.1
1.67 V	273	191	143	85	48.5	29.7	19.5	16.1	12.7	9.2	7.7	4.1
1.70 V	257	185	141	84	48.1	29.5	19.4	16.1	12.6	9.1	7.7	4.0
1.75 V	231	170	134	82	47.6	29.3	19.3	15.9	12.5	9.0	7.6	3.9
1.80 V	209	155	124	78	46.5	28.7	18.8	15.5	12.2	8.9	7.5	3.8
1.85 V	182	139	111	73	44.2	27.5	17.9	14.8	11.7	8.5	7.3	3.6

Constant Power Discharge Characteristics Unit: W (25°C)

F.V /Time	5MIN	10M IN	15MIN	30M IN	1HR	2HR	3HR	4HR	5HR	8HR	10HR	20HR
1.60 V	503	368	271	162	92.9	57.4	37.7	31.2	24.6	17.9	14.6	7.7
1.67 V	493	351	265	160	92.5	57.2	37.6	31.1	24.5	17.8	14.5	7.7
1.70 V	465	340	262	158	91.8	56.6	37.4	31.0	24.4	17.6	14.4	7.6
1.75 V	419	314	249	155	90.9	56.1	37.1	30.8	24.2	17.5	14.3	7.5
1.80 V	377	285	229	148	88.7	55.3	36.2	29.9	23.8	17.1	14.1	7.4
1.85 V	325	253	205	138	84.0	52.7	34.4	28.5	22.6	16.5	13.7	7.1

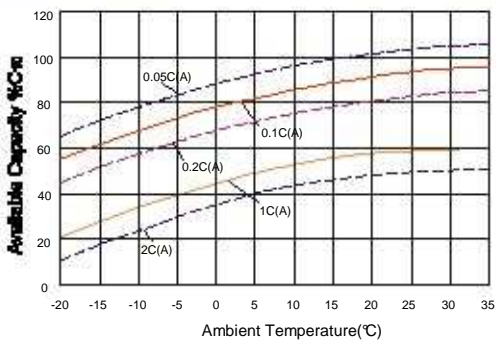
All mentioned values are average values.

MS12-75H

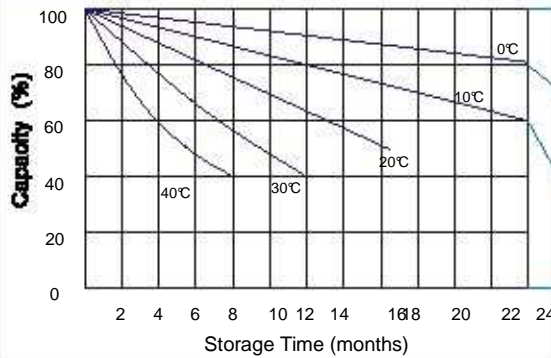
12V 75Ah



Temperature effects curve



Storage characteristic



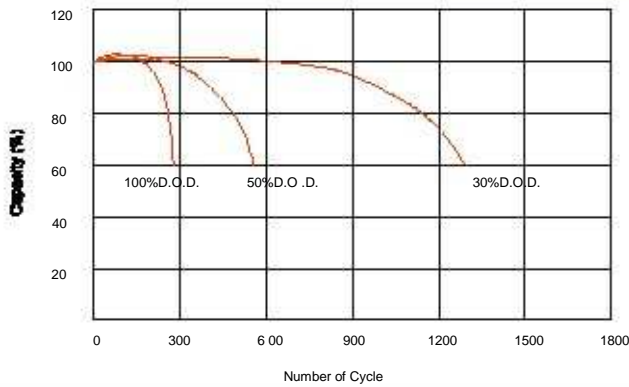
Supplementary charge required (Carry out supplementary charge before use if 100% capacity is required)

Supplementary charge required before use. This supplementary charge will help to recover the capacity and should be made as early as possible.

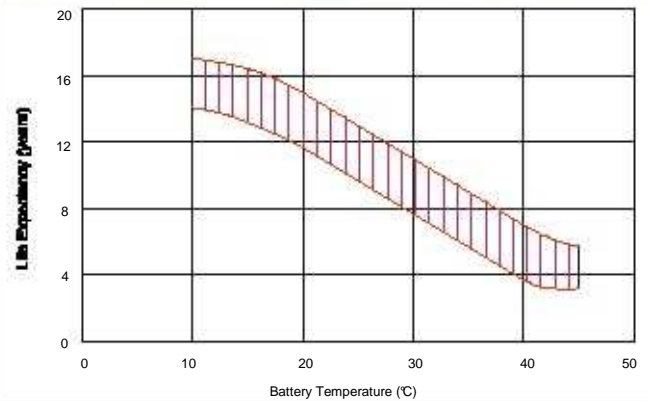
Supplementary charge may often fail to recover the capacity. The battery should never be left standing till this state is reached

Supplementary charge and storage guide lines

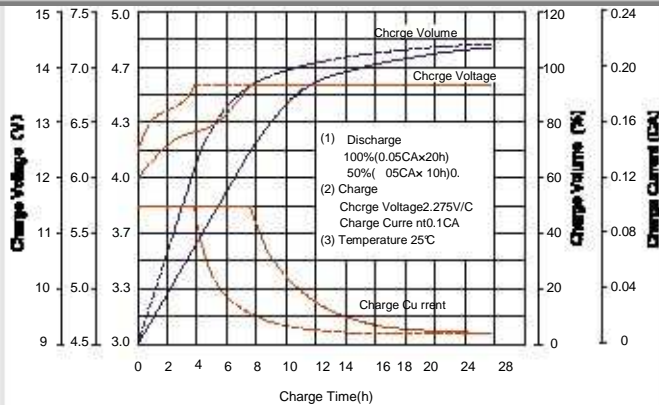
Life characteristics of cyclic use



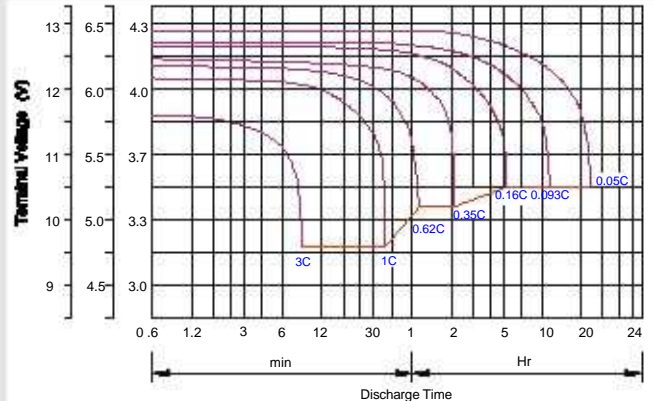
Effect of temperature on long term float life



Charge characteristic Curve for standby use



Discharge characteristic Curve



Charging Procedures(12V series)

Application	Charge Voltage (V)			Max. Charge Current
	Temperature	Set point	Allowable range	
Cycle Use	25°C	14.7	14.4-15.0	0.3C
Standby	25°C	13.7	13.6-13.8	0.3C

Discharge Current VS. Discharge Voltage

Final Discharge Voltage V/cell	1.75V	1.70V	1.60V
Discharge Current (A)	(A) 0.2C	0.2C-(A) <1.0C	(A) +1.0C

Charge the batteries at least once every six months, if they are stored at 25°C.

Charging Method:

Constant Voltage	-0.2Cx2h +14.4-15.0V,24h,Max. Current 0.3CA
Constant Current	-0.2Cx2h +0.1CAx12h
Fast	-0.2Cx2h +0.3CAx4h

Charging Procedures(6V series)

Application	Charge Voltage (V)			Max. Charge Current
	Temperature	Set point	Allowable range	
Cycle Use	25°C	7.35	7.25-7.45	0.3C
Standby	25°C	6.85	6.8-6.9	0.3C

DISTRIBUIDOR:



REGULACIÓN Y SISTEMAS DE ENERGÍA

PLAYA SUR No. 20 INT. 2
COL. MILITAR MARTÍ
08830 IZTACALCO MEXICO, D.F.
TEL. 7090-7088 Y 7090-7089
ventas@regulacionups.com.mx
www.regulacionups.com.mx