



EVX 12260

12V 26Ah

EVX 12260 is designed specially for electric vehicles, such as electric golf cart, electric wheelchair, mower, dust collector...etc. It has high cycling life, high efficiency and long service life.

Specification

Cells Per Unit	6
Voltage Per Unit	12
Capacity	26Ah @ 20hr-rate to 1.75V per cell @25 °C (77°F)
Weight	Approx. 8.65 kg(19.07 lbs)
Maximum Discharge Current	350A(5sec)
Internal Resistance	Approx. 10 mΩ
Operating Temperature Range	Discharge: -15°C~50°C (5°F~122°F) Charge: -15 °C~40°C (5°F~104°F) Storage: -15°C~40°C (5°F~104°F)
Nominal Operating Temperature Range	25°C±3°C(77°F±5°F)
Float Charging Voltage	13.5 to 13.8 VDC/unit Average at 25°C (77°F)
Recommended Maximum Charging	7.8A
Current Limit	
Equalization and Cycle Service	14.4 to 15.0 VDC/unit Average at 25°C (77°F)
Self Discharge	CSB Batteries can be stored for more than 6 months at 25°C (77°F). Please charge batteries before using. For higher temperatures the time interval will be shorter.
Terminal	B1/B3/B3B-L terminal to accept M5 nut & bolt
Container Material	ABS(UL 94-HB/File E50263)*Flammability resistance of (UL 94-V0/File E88637) can be available upon request.



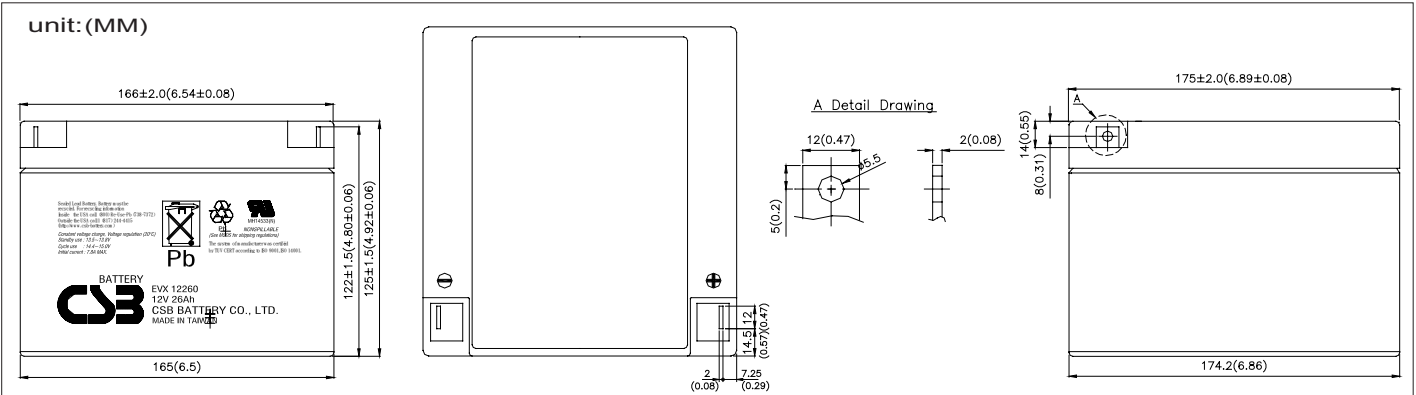
MH14533(N)


 ISO9001
 No.:041005117

 ISO 14001
 NO.UM 1-12-0045

CSB-manufactured batteries are UL-recognized components under UL924 and UL1989. CSB is also certified by ISO 9001 and ISO 14001.

Dimensions



Constant Current Discharge Characteristics Unit:A (25°C , 77°F)

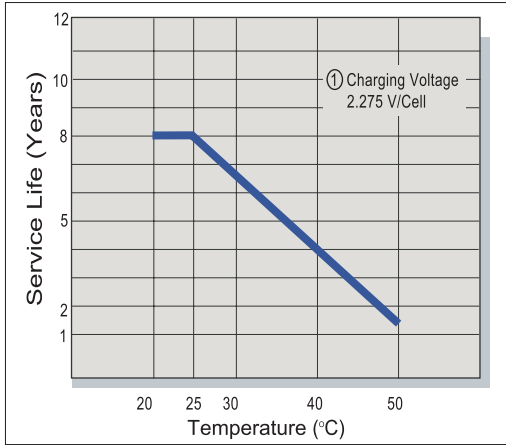
F.V/Time	30MIN	60MIN	90MIN	2HR	3HR	4HR	5HR	8HR	10HR	20HR
1.60V	27.3	16.5	11.8	9.54	7.03	5.66	4.68	3.18	2.63	1.44
1.67V	26.5	16.0	11.4	9.22	6.82	5.49	4.56	3.09	2.56	1.41
1.70V	25.7	15.5	11.1	8.97	6.59	5.32	4.43	3.00	2.48	1.37
1.75V	24.9	15.0	10.8	8.68	6.39	5.16	4.30	2.91	2.40	1.33
1.80V	24.1	14.6	10.4	8.41	6.19	5.00	4.16	2.81	2.32	1.28
1.85V	23.3	14.1	10.1	8.13	5.99	4.84	4.03	2.72	2.24	1.24

Constant Power Discharge Characteristics Unit:W (25°C , 77°F)

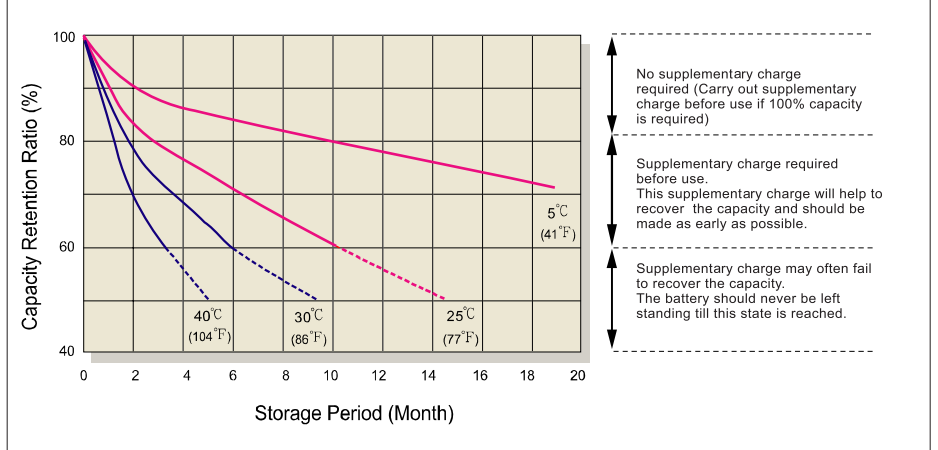
F.V/Time	30MIN	60MIN	90MIN	2HR	3HR	4HR	5HR	8HR	10HR	20HR
1.60V	328	198	141	114	84.3	67.9	56.2	38.2	31.5	17.3
1.67V	318	192	137	111	81.4	65.7	54.6	37.2	30.6	16.9
1.70V	308	186	133	107	79.1	63.8	53.2	36.0	29.7	16.4
1.75V	299	181	129	104	76.7	61.9	51.6	34.9	28.8	15.9
1.80V	289	175	125	101	74.3	60.0	49.9	33.7	27.8	15.4
1.85V	280	170	121	97.1	71.9	58.1	48.3	32.6	26.9	14.9

- All mentioned values are average values.
- Tolerance: X<6min(+15%~-15%), 6min ≤ X<10min(+12%~-12%), 10min ≤ X<60min(+8%~-8%), X ≥ 60min(+5%~-5%)

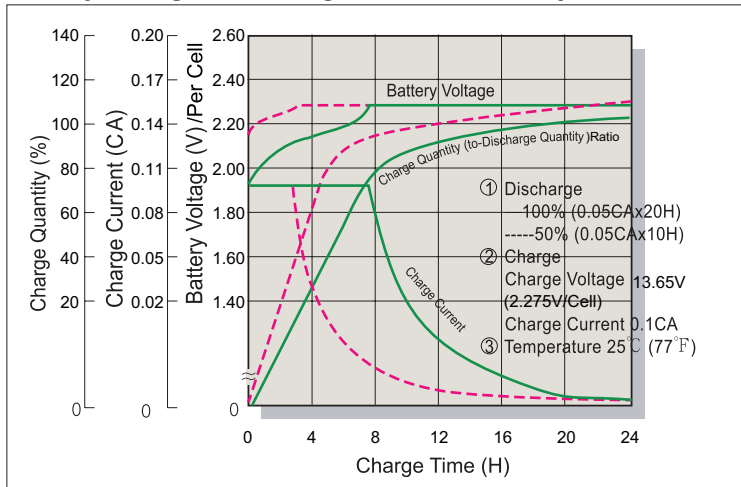
Trickle (or Float) Service Life



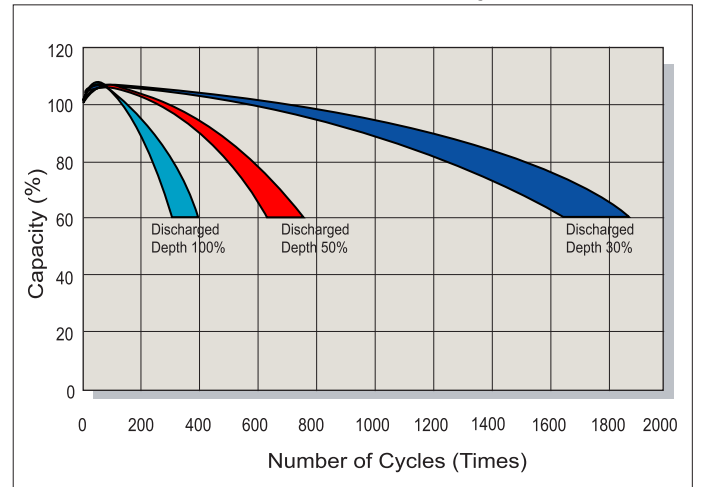
Capacity Retention Characteristic



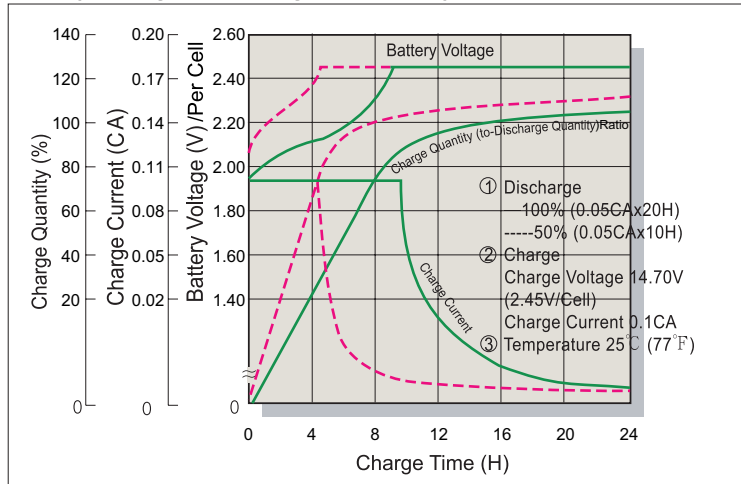
Battery Voltage and Charge Time for Standby Use



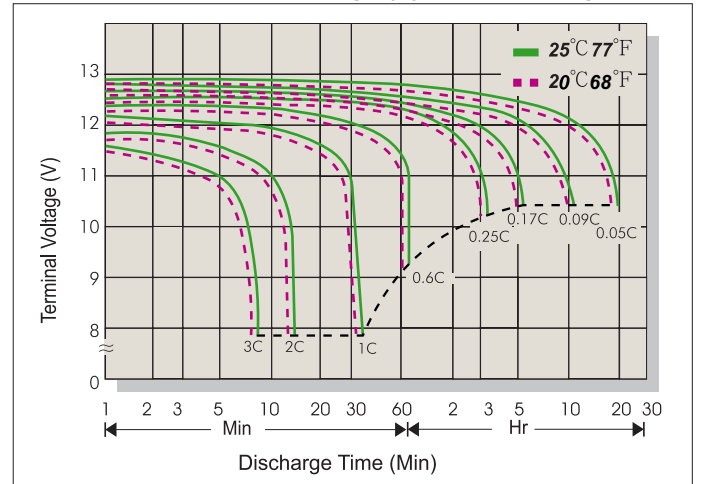
Series Cycle Service Life



Battery Voltage and Charge Time for Cycle Use



Terminal Voltage (V) and Discharge Time



Charging Procedures

Application	Charge Voltage(V/Cell)			Max.Charge Current
	Temperature	Set Point	Allowable Range	
Cycle Use	25°C(77°F)	2.45	2.40~2.50	0.3C
Standby	25°C(77°F)	2.275	2.25~2.30	

Discharge Current VS. Discharge Voltage

Final Discharge Voltage V/Cell	1.75	1.70	1.60	1.30
Discharge Current(A)	0.2C>(A)	0.2C<(A)<0.5C	0.5C<(A)<1.0C	(A)>1.0C

Sales Office URL: WWW.CSB-BATTERY.COM

DISTRIBUIDOR:



PLAYA SUR No. 20 INT. 2
COL. MILITAR MARTE
08830 IZTACALCO MEXICO, D.F.
TEL. 7090-7088 Y 7090-7089
ventas@regulacionups.com.mx
www.regulacionups.com.mx