



DISTRIBUIDOR:
RSYE
 REGULACIÓN Y SISTEMAS DE ENERGÍA
 PLAYA SUR No. 20 INT. 2
 COL. MILITAR MARTE
 09530 IZTACALCO MEXICO, D.F.
 TEL. 7090-7088 Y 7090-7089
 ventas@regulacionups.com.mx
 www.regulacionups.com.mx



EVX 12120

12V 12Ah

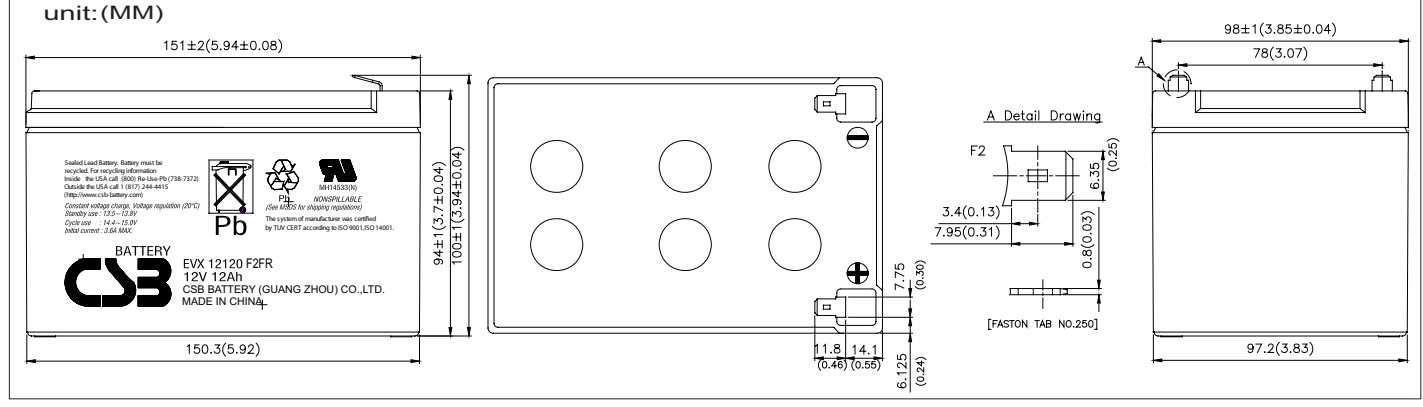
EVX 12120 is designed specially for electric vehicles, such as electric golf cart, electric wheelchair, mower, dust collector...etc. It has high cycling life, high efficiency and long service life.

Specification

Cells Per Unit	6
Voltage Per Unit	12
Capacity	12Ah @ 20hr-rate to 1.75V per cell @25 °C (77°F)
Weight	Approx. 3.83 kg(8.44 lbs)
Maximum Discharge Current	150A/180A(5sec)
Internal Resistance	Approx. 18.5 mΩ
Operating Temperature Range	Discharge: -15°C~50°C (5°F~122°F) Charge: -15 °C~40°C (5°F~104°F) Storage: -15°C~40°C (5°F~104°F)
Nominal Operating Temperature Range	25°C±3°C(77°F±5°F)
Float Charging Voltage	13.5 to 13.8 VDC/unit Average at 25°C(77°F)
Recommended Maximum Charging Current Limit	3.6A
Equalization and Cycle Service	14.4 to 15.0 VDC/unit Average at 25°C(77°F)
Self Discharge	CSB Batteries can be stored for more than 6 months at 25°C(77°F). Please charge batteries before using. For higher temperatures the time interval will be shorter.
Terminal	F2-Faston Tab 250
Container Material	ABS(UL 94-HB/File E50263)*Flammability resistance of (UL 94-V0/File E88637) can be available upon request.

CSB-manufactured batteries are UL-recognized components under UL924 and UL1989. CSB is also certified by ISO 9001 and ISO 14001.

Dimensions



Constant Current Discharge Characteristics Unit:A (25°C ,77°F)

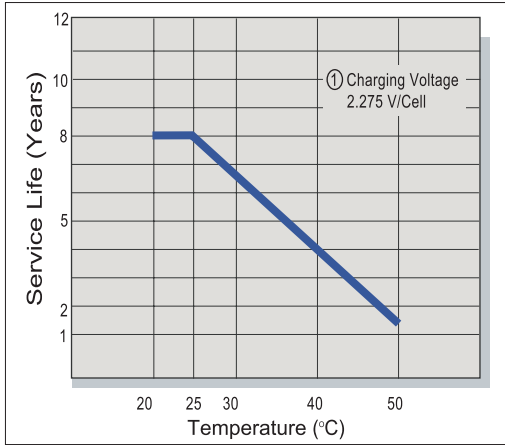
F.V/Time	30MIN	60MIN	90MIN	2HR	3HR	4HR	5HR	8HR	10HR	20HR
1.60V	10.6	6.74	4.93	3.95	2.89	2.29	1.88	1.30	1.08	0.655
1.67V	10.3	6.54	4.80	3.85	2.80	2.23	1.82	1.27	1.05	0.633
1.70V	9.92	6.33	4.63	3.74	2.72	2.16	1.77	1.23	1.03	0.615
1.75V	9.63	6.13	4.48	3.61	2.63	2.09	1.71	1.20	1.00	0.600
1.80V	9.33	5.92	4.33	3.49	2.54	2.02	1.65	1.16	0.960	0.585
1.85V	9.04	5.72	4.18	3.38	2.45	1.95	1.60	1.12	0.933	0.570

Constant Power Discharge Characteristics Unit:W (25°C ,77°F)

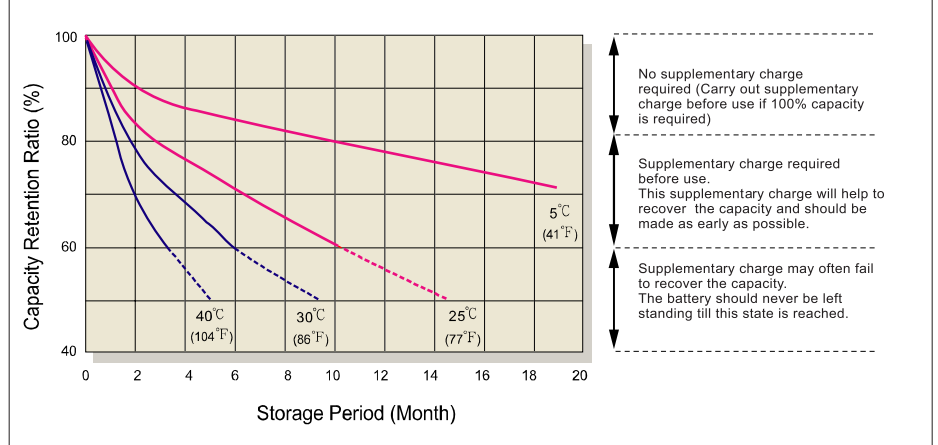
F.V/Time	30MIN	60MIN	90MIN	2HR	3HR	4HR	5HR	8HR	10HR	20HR
1.60V	127	80.9	59.1	47.8	34.7	27.5	22.5	15.6	13.0	7.20
1.67V	123	78.6	57.5	46.0	33.6	26.7	21.8	15.2	12.6	6.93
1.70V	119	75.9	55.5	45.0	32.6	25.9	21.2	14.8	12.3	6.70
1.75V	116	73.5	53.7	43.5	31.6	25.1	20.5	14.4	11.9	6.50
1.80V	112	71.0	51.9	42.0	30.5	24.2	19.8	13.9	11.5	6.30
1.85V	109	68.6	50.1	40.5	29.5	23.4	19.2	13.5	11.1	6.10

- All mentioned values are average values.
- Tolerance: X<6min(+15%~-15%), 6min ≤ X<10min(+12%~-12%), 10min ≤ X<60min(+8%~-8%), X ≥ 60min(+5%~-5%)

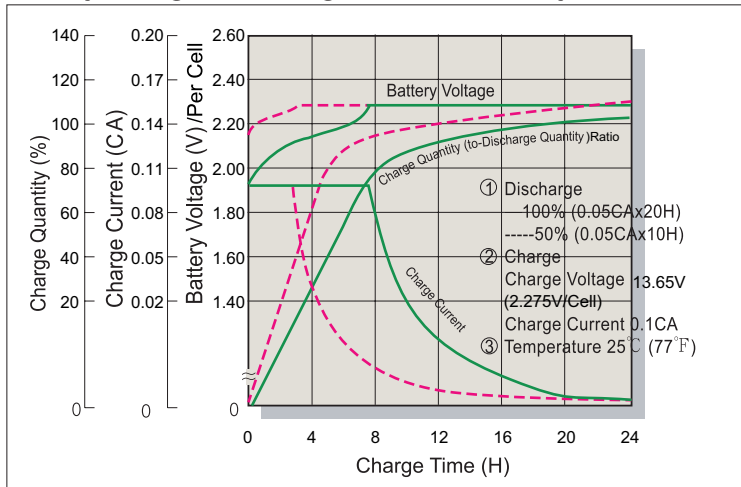
Trickle (or Float) Service Life



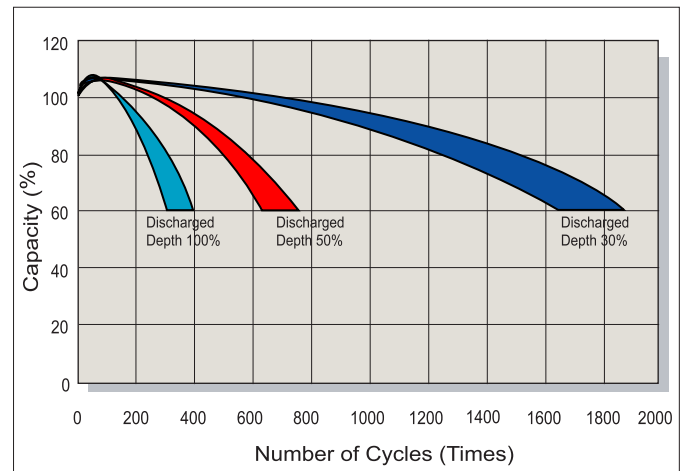
Capacity Retention Characteristic



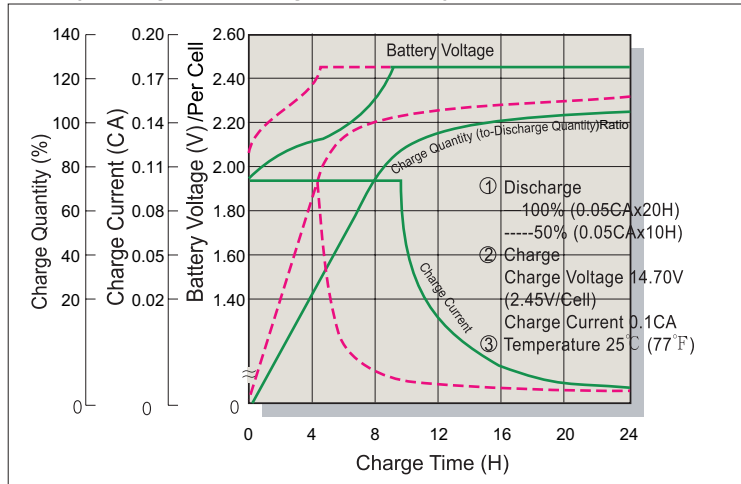
Battery Voltage and Charge Time for Standby Use



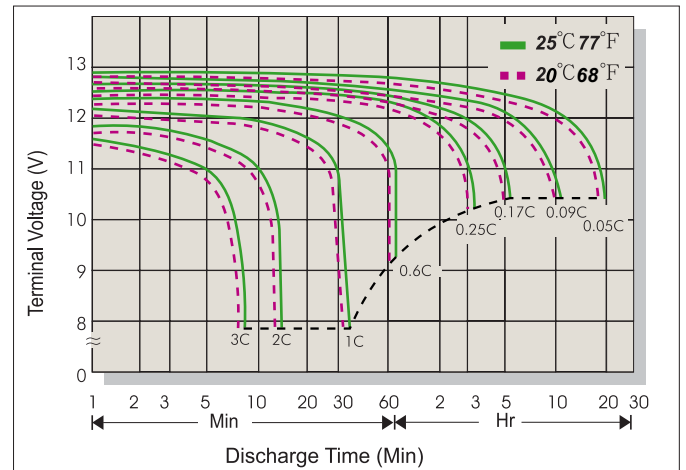
Series Cycle Service Life



Battery Voltage and Charge Time for Cycle Use



Terminal Voltage (V) and Discharge Time



Charging Procedures

Application	Charge Voltage(V/Cell)			Max.Charge Current
	Temperature	Set Point	Allowable Range	
Cycle Use	25°C(77°F)	2.45	2.40~2.50	0.3C
Standby	25°C(77°F)	2.275	2.25~2.30	

Discharge Current VS. Discharge Voltage

Final Discharge Voltage V/Cell	1.75	1.70	1.60	1.30
Discharge Current(A)	0.2C>(A)	0.2C<(A)<0.5C	0.5C<(A)<1.0C	(A)>1.0C

Sales Office

DISTRIBUIDOR:



PLAYA SUR No. 20 INT. 2
 COL. MILITAR MARTE
 08830 IZTACALCO MEXICO, D.F.
 TEL. 7090-7088 Y 7090-7089
 ventas@regulacionups.com.mx
 www.regulacionups.com.mx